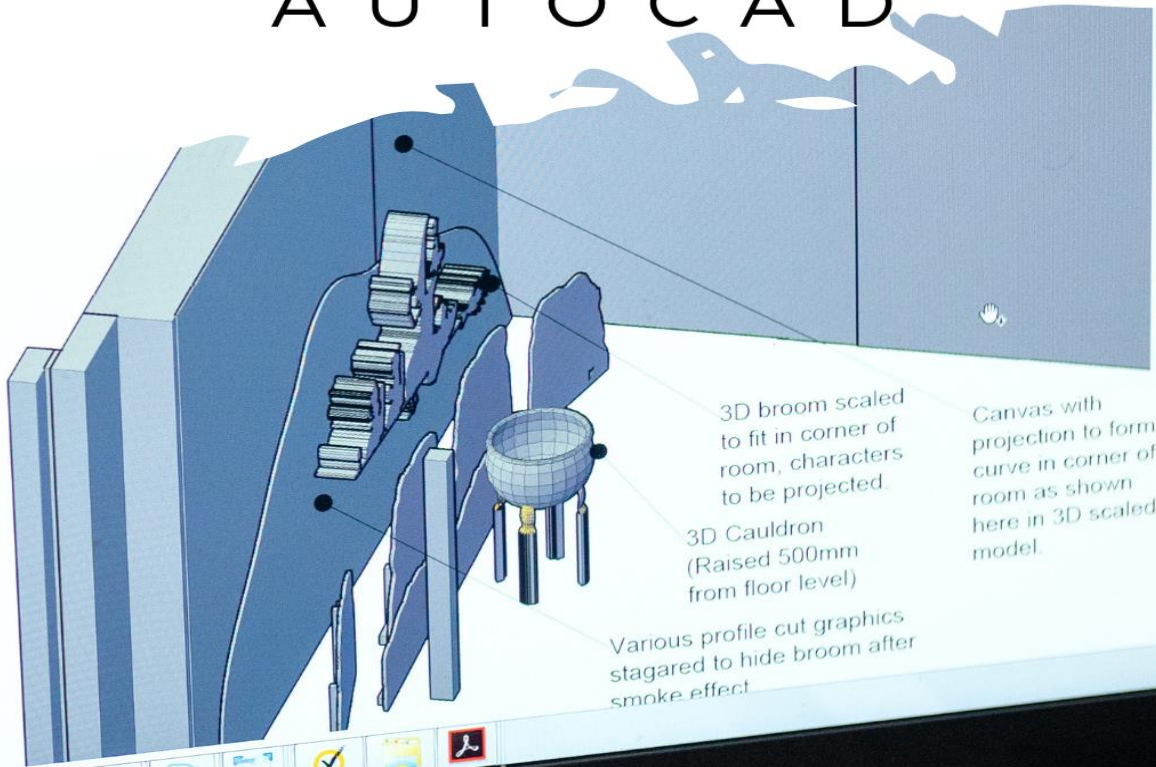


# CERTIFICATE COURSE IN AUTOCAD



**MERLIN MAGIC MAKING**

MMM ALTON  
ALTON TOWERS  
ALTON, STAFFS,  
ST10 4DB


Project: CWQA - Sweep 2019

Drawing Name: 'The Finale' Set B

Drawing Number: MMM/ST10/001

Scale:	As specified	Rev:	
Date:	27.09.19	Drawn:	
Rev:	Note:		
A	Location change		

This drawing is copyright. Do not use or reproduce without permission. Do not scale from this drawing. Must be checked on use prior to construction.



# *Table of Contents*

**About Glister Eduversity ..03**

**Course Overview.... 04**

**Course Objective..... 05**

**Details of Program... 06**

**Content of Syllabus... 07**

**Reference Books..... 08**

# About Glister Eduversity

Today is the era of working parents and due to workload, they do not get enough time to support their children's education. Therefore, they are heavily blamed by all, in the current dialogue and debate about improving the education system, the disadvantages of improper parenting is known to all.

It is time to start parenting in the education system. With the Glister Eduversity, We present you the solution to all such problems switching towards telephonic parenting, proper guidance and development graph.

This is the first Indian institution to provide education care with parenting. Glister Education offers telephonic parenting with right strategic plans for the student, online test series, seminar, scholarship programs, in really attractive packages.

We also guide their appointments as well as their strategies. So, let's don't wait, and achieve nothing less than success with Glister Eduversity Parenting cum Education Care.



Director: Amit Pandey

## Mission

The mission of Glister Eduversity is to educate the citizens and citizen-leaders for our society.

We do this through our commitment to the transformative power of a liberal arts and sciences education.

Beginning in the classroom with exposure to new ideas, new ways of understanding, and new ways of knowing, students embark on a journey of intellectual transformation.

Through a diverse living environment, where students live with people who are studying different topics, who come from different walks of life and have evolving identities, intellectual transformation is deepened and conditions for social transformation are created.

From this we hope that students will begin to fashion their lives by gaining a sense of what they want to do with their gifts and talents, assessing their values and interests, and learning how they can best serve the world.

## Vision

Glister Eduversity will set the standard for residential liberal arts and sciences education in the twenty-first century. We are committed to creating and sustaining the conditions that enable all Glister Eduversity students to experience an unparalleled educational journey that is intellectually, socially, and personally transformative.

Welcome to the Glister Eduversity, Varanasi. For more than three years, Glister Eduversity has served as our nation's flagship comprehensive institution of higher education.


Our primary goal is to become one of the most prominent and excellent educational institutes in the world. We are fortunate to have a talented, highly committed teaching and support staff here to ensure the learning environment of our students is the best it can be. Our faculties are renowned scholars and accomplished practitioners who are actively engaged in the academic excellence and innovative research ideas of the modern world. Our students are innovators, engineers, managers, great scientists, entrepreneurs, and aspiring leaders - from every age group and are located at every corner of the country. Our unique teaching and learning process with a proper blend of theory and practice crosses the boundaries of nations towards industry-readiness and global excellence.

## Program overview

Computer aided design software (CAD) allows drafters to create and store technical drawings electronically so that they can be viewed, printed, or programmed directly into automated manufacturing systems, building systems, or construction plans. In addition to CAD software skills, traditional drafting skills including manual drafting and sketching may also be necessary for use in certain applications. Drafters' drawings include technical details and specify dimensions, materials, and procedures. Drafters fill in details using drawings, rough sketches, specifications, and calculations made by engineers, surveyors, designers and architects.

In this Course, you'll learn basic drawing and modifying techniques for drafting and technical drawing, using AutoCAD to create drawings that can be used to build and real objects both mechanical and architectural. We'll cover basic methods of printing and plotting layouts and sheets, working between model space and paper space, and scaling drawings through viewports. Learn techniques for inserting blocks, making text, dimensioning drawings, and working with layers and templates.

## Salient Features



Unlike other course types, a Certificate in Auto CAD is recognized as job oriented course which guarantees a job in the growing design industry post the successful completion of the course. Students hailing from branches such as- civil engineering, architecture and designing field can simply finish this short course and get stand a greater chance of earning a high salary package.




AutoCAD is the world's most popular 2D drafting software. Most of the industries use AutoCAD software only for the 2D drafting purpose that's why we designed this short-term online course.



AutoCAD online course training gives exposure to the learning of AutoCAD 2D beyond the Basics. AutoCAD course includes drawing & drafting techniques used in the Mechanical, Architecture, Engineering & Construction industry.



It also demonstrates managing units, drawing and modifying objects, working with dimensioning techniques, and using tables.



Course curriculum designed in line with the expectations of industries. Successful completion of The course leads to the award of the Certificate.



# Course Objective

The 3 Months AutoCAD course is for the Learners who want to be an Engineer, with the aim to learn, develop and practice required by the market. In this course, the emphasis is put on the learner to acquire the ability to perform as a confident and Competent Engineer.

## The objectives of this course are to:

This course provides students with a broad introduction into 2-dimensional and 3-dimensional Computer-Aided Design (CAD) and modeling with a focus on construction- and architecture-specific applications, including Building Information Modeling (BIM). Students will learn how to use industry-leading CAD software programs (Autodesk AutoCAD, Trimble Sketch Up, and Autodesk Revit) to model construction projects, and then create and distribute basic, industry-standard architectural drawings.

## Learning Outcome:

- Understanding of the power and precision of computer-aided modeling and drafting;
- Ability to construct accurate 2D geometry as well as complex 3D shapes and surface objects;
- Ability to create 2D representations of 3D objects as plan view, elevations and sections;
- Ability to assemble these drawings in industry-standard plan form and produce plotted hardcopies ready for distribution;
- Awareness of architectural drafting with a focus on industry standards.
- Awareness of Building Information Modeling (BIM) principles.



# Details of Programme: Certificate Course in AutoCad

## 1. Title of the Course

The Course shall be called as "Certificate Course in AutoCAD ", a Regular course of 3 months (120 hrs.) Duration.

## 2. Duration of the Course

This is a Regular course of 120 hrs. Extended over a period of 3 months duration.

## 3. What You Will Get:

You Will Get a Mark sheet and a Certificate That Will be Universally Acceptable.

## 4. Aims and Objectives of the Course

Like all other certificate courses, a Certificate in Auto CAD course primarily focuses on driving the students towards a practical exposure in the drafting and designing industry and makes them competent so they could give their best in their field of work. The well-developed curriculum enables students for operations such as drafting, mechanical and structural designing applications, electrical systems or even field research and exploration.

## 5. SCOPE:

AutoCAD Drafter, AutoCAD Designer, AutoCAD Engineer

## 6. Syllabus

The syllabus is design to fulfill aforesaid objectives containing theory subjects as well as practical in AutoCAD.

Introduction to Coordinate systems	Theory : 50 Marks, Practical/Assignment : 50 Marks
Introduction to Engineering Drawing	Theory : 50 Marks, Practical/Assignment : 50 Marks
Drawing through AutoCAD	Theory : 50 Marks, Practical/Assignment : 50 Marks
Isometric Drawing	Theory : 50 Marks, Practical/Assignment : 50 Marks

## 7. Eligibility Conditions

The eligibility for which is qualifying 10th examinations with required marks. This certificate course like all others allows the student to have earned training in the domain of Auto CAD. However one may even apply after the completion of his or her 12th examination or even after the completion of a diploma or a B.Tech course in Mechanical or Civil Engineering.

## 8. Course Fee: INR 7,500+GST/-



# Content of Syllabus :

## Unit 1:- Introduction to Coordinate systems

Basic design and drawing concepts, 2d & 3d drawing, solid modeling etc.

## Unit 2: - Introduction to Engineering Drawing

Construction of plane, complex, curves and helix, mechanical drawing etc

## Unit 3 :- Drawing Co-ordinates , 3D Orbit, Navigations and Model


Drawing in AutoCAD, layout, menus, icons, commands, opening and saving drawing etc.

## Unit 4:- Isometric Drawing

Lines, Ray, shapes, commands, formatting, modification, modeling etc.

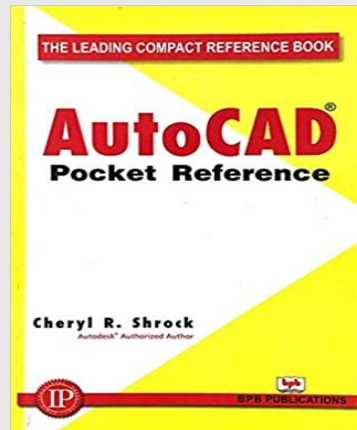


## Books For Reference




AutoCAD 2018 Training Guide

Linkan sagar




Autocad Pocket Reference

Cheryl R.Shrock



AutoCAD 2019 Training Guide

Linkan sagar & Nisha Gupta



Learn AutoCAD in a Easy Way  
Sunil K. Pandey



AutoCAD 2018 from Zero to Hero (AutoCAD From Zero to Hero)  
Zico P.Putra & Ali Akbar